

# SAFETY BLADE REMOVER



## PRODUCT SPECIFICATIONS

Medical Grade Material, Latex Free and no DEHP

Compatible Blade and Handle

### Handle:

#3, 3L, 4, 4L, 5, 7, 9, baron, Lawton long handle, cylindrical handle

### Blade:

#10, 10a, 11, 11P, 12, 14, 15, 15a, 15c, 16, 19, 20, 21, 22, 22a, 23, 24, 25, 25a, 27, 36, 6, 9, E11, Sabre D/15

Individual pack in blister packaging

ETO Sterilization in accordance with ISO 11135-1

**Quantity per pack:** 50 pcs

**Quantity per carton:** 600 pcs

### Disposable Method:

After the blade count has been performed, the Safety Blade Remove shall be disposed as a medical waste in a sharp bin container.

**For further enquiries and details, please contact:**

No. 18, Jalan Teknologi 3/5, PJU 5, Taman Sains Selangor, Kota Damansara, 47810, Petaling Jaya, Selangor Darul Ehsan, Malaysia

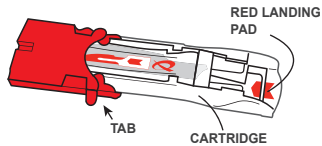
**Tel:** +603 6151 8056 **Fax:** +603 6143 7523

**Email:** info@selia-tek.com **Website:** www.selia-tek.com

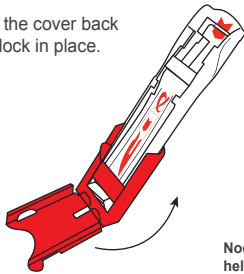
# INSTRUCTION FOR USE

## PREPARE USING TWO HANDS:

1. Pull tab forward to release the cover

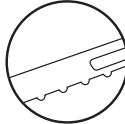


2. Fold the cover back and lock in place.



3. Place on drape.

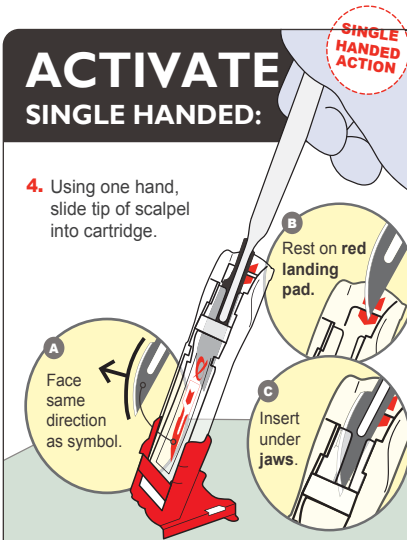
Nodeles help stabiles by gripping on drape



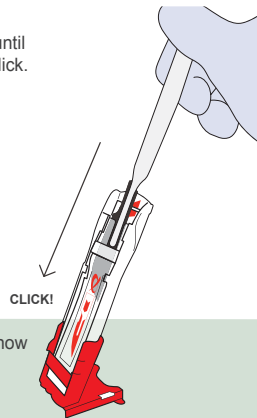
**READY FOR USE**

## ACTIVATE SINGLE HANDED:

4. Using one hand, slide tip of scalpel into cartridge.

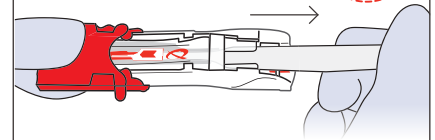


5. Push down until you hear a click.

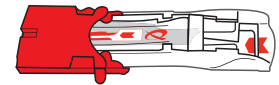


## SAFE TO USE TWO HANDS:

6. Close the cover and pull out scalpel handle.



7. Safe to dispose.



For further enquiries and details, please contact:

No. 18, Jalan Teknologi 3/5, PJU 5, Taman Sains Selangor, Kota Damansara, 47810, Petaling Jaya, Selangor Darul Ehsan, Malaysia

Tel: +603 6151 8056 Fax: +603 6143 7523

Email: info@selia-tek.com Website: www.selia-tek.com



**SELIA-TEK**  
moulding the future